

DARLINGTON COMPLEMENTARY SILICON POWER TRANSISTORS

General-purpose power amplifier and low frequency switching applications

FEATURES:

* Low Collector-Emitter Saturation Voltage -

$$V_{CE(SAT)} = 2.0V(\text{Max.}) @ I_C = 4.0A$$

$$= 3.0V(\text{Max.}) @ I_C = 8.0A$$

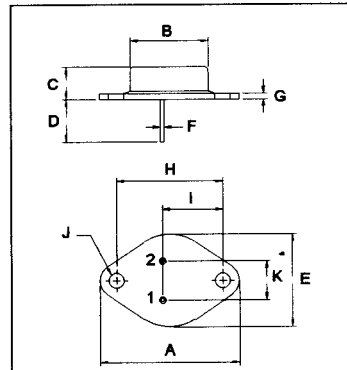
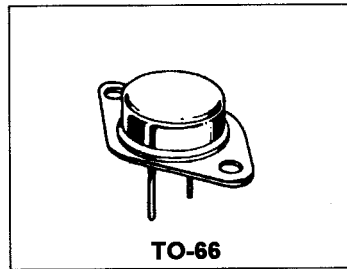
* Monolithic Construction With Built-In Base-Emitter Shunt Resistors

PNP	NPN
2N6298	2N6300
2N6299	2N6301

DARLINGTON
8 AMPERE
COMPLEMENTARY SILICON
POWER TRANSISTORS
60 - 80 Volts
75 Watts

MAXIMUM RATINGS

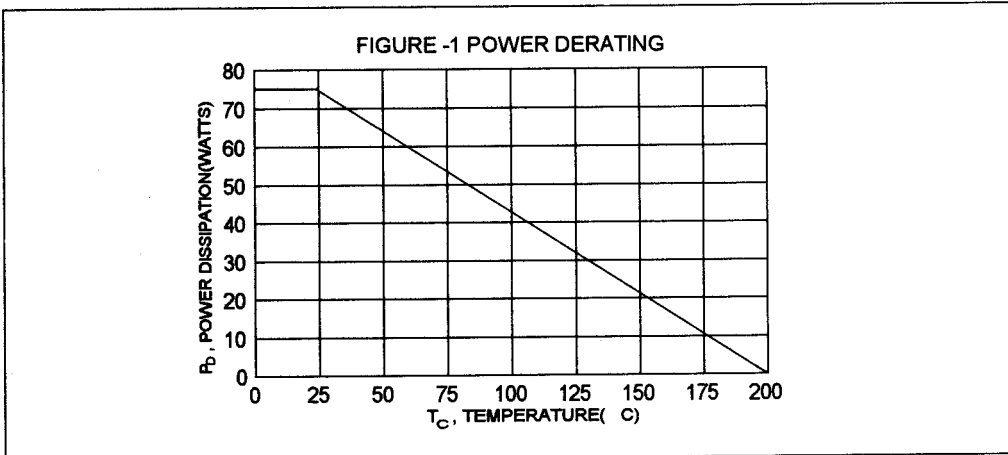
Characteristic	Symbol	2N6298 2N6300	2N6299 2N6301	Unit
Collector-Emitter Voltage	V_{CEO}	60	80	V
Collector-Base Voltage	V_{CBO}	60	80	V
Emitter-Base Voltage	V_{EBO}	5.0		V
Collector Current-Continuous -Peak	I_C I_{CM}	8.0 16		A
Base Current	I_B	120		mA
Total Power Dissipation @ $T_C = 25^\circ C$ Derate above $25^\circ C$	P_D	75 0.428		W W/ $^\circ C$
Operating and Storage Junction Temperature Range	T_J, T_{STG}	- 65 to +200		$^\circ C$



PIN 1. BASE
2. EMITTER
COLLECTOR(CASE)

THERMAL CHARACTERISTICS

Characteristic	Symbol	Max	Unit
Thermal Resistance Junction to Case	$R_{\theta jc}$	2.33	$^\circ C/W$



DIM	MILLIMETERS	
	MIN	MAX
A	30.60	32.52
B	13.85	14.16
C	6.54	7.22
D	9.50	10.50
E	17.26	18.46
F	0.76	0.92
G	1.38	1.65
H	24.16	24.78
I	13.84	15.60
J	3.32	3.92
K	4.86	5.34

ELECTRICAL CHARACTERISTICS ($T_c = 25^\circ\text{C}$ unless otherwise noted)

Characteristic	Symbol	Min	Max	Unit
----------------	--------	-----	-----	------

OFF CHARACTERISTICS

Collector - Emitter Sustaining Voltage (1) ($I_C = 100\text{ mA}$, $I_B = 0$)	2N6298, 2N6300 2N6299, 2N6301	$V_{CEQ(SUS)}$	60 80	V
Collector Cutoff Current ($V_{CE} = 30\text{ V}$, $I_B = 0$) ($V_{CE} = 40\text{ V}$, $I_B = 0$)	2N6298, 2N6300 2N6299, 2N6301	I_{CEO}	0.5 0.5	mA
Collector Cutoff Current ($V_{CE} = 60\text{ V}$, $V_{BE(off)} = 1.5\text{ V}$) ($V_{CE} = 80\text{ V}$, $V_{BE(off)} = 1.5\text{ V}$) ($V_{CE} = 60\text{ V}$, $V_{BE(off)} = 1.5\text{ V}$, $T_c = 150^\circ\text{C}$) ($V_{CE} = 80\text{ V}$, $V_{BE(off)} = 1.5\text{ V}$, $T_c = 150^\circ\text{C}$)	2N6298, 2N6300 2N6299, 2N6301 2N6298, 2N6300 2N6299, 2N6301	I_{CEX}	0.5 0.5 5.0 5.0	mA
Emitter Cutoff Current ($V_{EB} = 5.0\text{ V}$, $I_C = 0$)		I_{EBO}	2.0	mA

ON CHARACTERISTICS (1)

DC Current Gain ($I_C = 4.0\text{ A}$, $V_{CE} = 3.0\text{ V}$) ($I_C = 8.0\text{ A}$, $V_{CE} = 3.0\text{ V}$)		hFE	750 100	18000
Collector-Emitter Saturation Voltage ($I_C = 4.0\text{ A}$, $I_B = 16\text{ mA}$) ($I_C = 8.0\text{ A}$, $I_B = 80\text{ mA}$)		$V_{CE(sat)}$	2.0 3.0	V
Base-Emitter On Voltage ($I_C = 4\text{ A}$, $V_{CE} = 3.0\text{ V}$)		$V_{BE(on)}$	2.8	V
Base-Emitter Saturation Voltage ($I_C = 8.0\text{ A}$, $I_B = 80\text{ mA}$)		$V_{BE(sat)}$	4.0	V

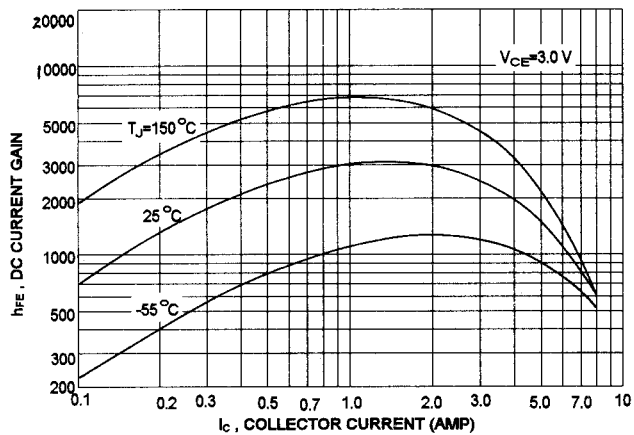
DYNAMIC CHARACTERISTICS

Output Capacitance ($V_{CB} = 10\text{ V}$, $I_E = 0$, $f = 0.1\text{ MHz}$)	2N6298, 2N6299 2N6300, 2N6301	C_{ob}	300 200	pF
Small-Signal Current Gain ($I_C = 3.0\text{ A}$, $V_{CE} = 3.0\text{ V}$, $f = 1.0\text{ KHz}$)		h_{fe}	300	

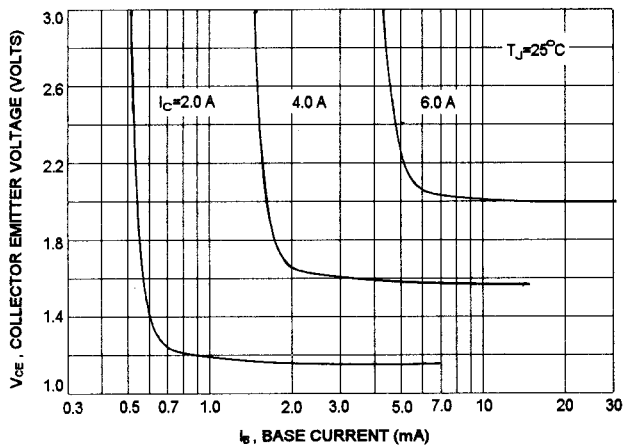
(1) Pulse Test: Pulse width $\leq 300\ \mu\text{s}$, Duty Cycle $\leq 2.0\%$

PNP 2N6298, 2N6299

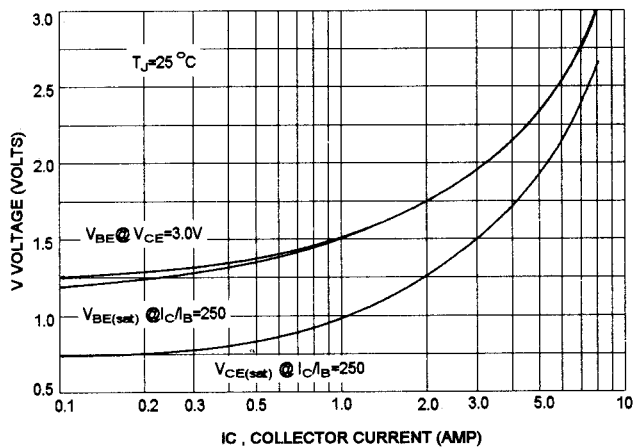
DC CURRENT GAIN



COLLECTOR SATURATION REGION

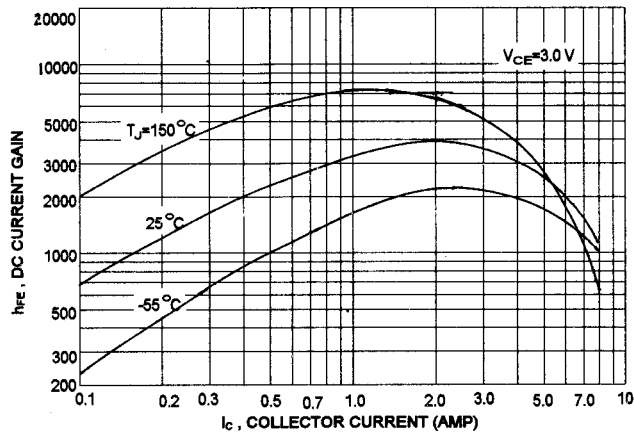


"ON" VOLTAGES

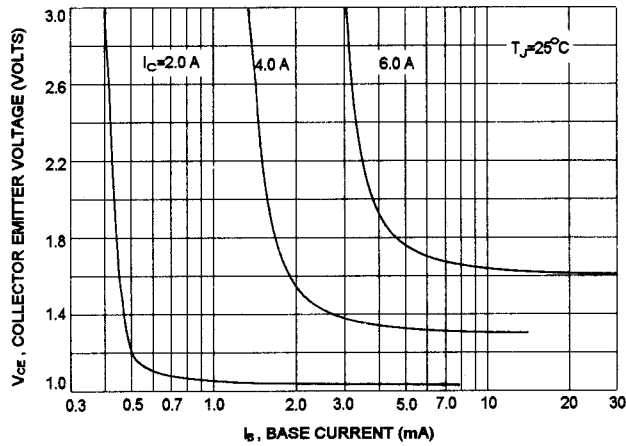


NPN 2N6300, 2N6301

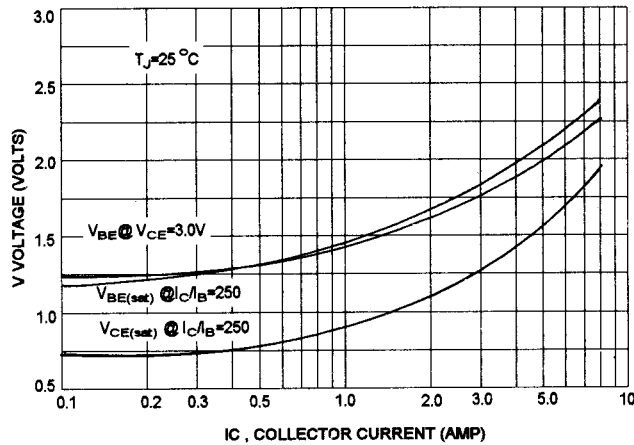
DC CURRENT GAIN



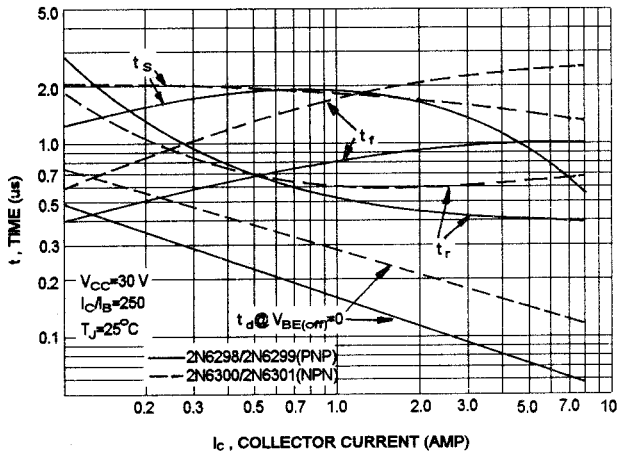
COLLECTOR SATURATION REGION



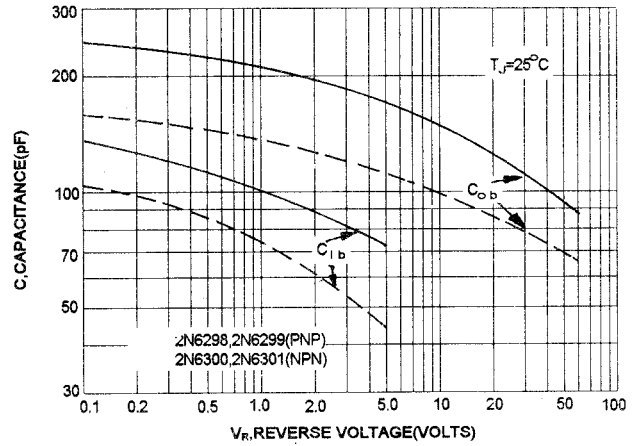
"ON" VOLTAGES



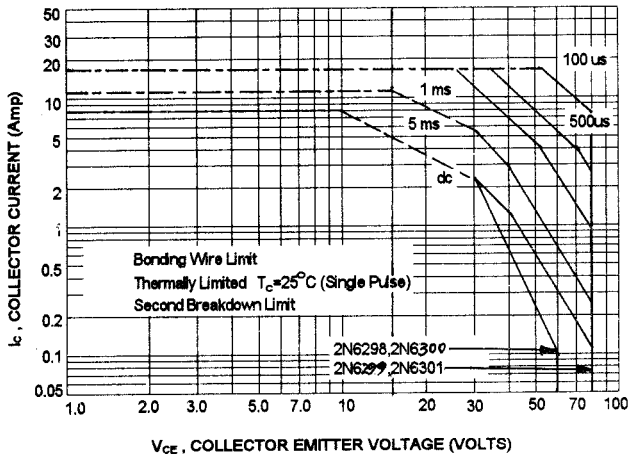
SWITCHING TIME



CAPACITANCES



ACTIVE-REGION SAFE OPERATING AREA (SOA)



There are two limitations on the power handling ability of a transistor: average junction temperature and second breakdown. Safe operating area curves indicate I_c - V_{CE} limits of the transistor that must be observed for reliable operation, i.e., the transistor must not be subjected to greater dissipation than the curves indicate.

The data of the SOA curve is based on $T_{J(PK)}=200^\circ C$; T_c is variable depending on conditions. Second breakdown pulse limits are valid for duty cycles to 10% provided $T_{J(PK)} \leq 200^\circ C$. At high case temperatures, thermal limitation will reduce the power that can be handled to values less than the limitations imposed by second breakdown.