

- 1N6677-1 AVAILABLE IN JAN, JANTX, JANTXV AND JANS PER MIL-PRF-19500/610
- 0.2 AND 0.5 AMP SCHOTTKY BARRIER RECTIFIERS
- HERMETICALLY SEALED
- METALLURGICALLY BONDED
- DOUBLE PLUG CONSTRUCTION

1N6675 thru 1N6677  
and  
DSB0.2A20 thru DSB0.2A40  
and  
DSB0.5A20 thru DSB0.5A40

### MAXIMUM RATINGS - 0.2 AMP DEVICES

Operating Temperature: -65°C to +125°C  
Storage Temperature: -65°C to +150°C  
Average Rectified Forward Current: 0.2 AMP @  $T_L = +100^\circ\text{C}$ ,  $L = 3/8"$   
Derating: 8.0 mA / °C above  $T_L = +100^\circ\text{C}$ ,  $L = 3/8"$

ELECTRICAL CHARACTERISTICS @ 25°C, unless otherwise specified.

CDI TYPE NUMBER	WORKING PEAK REVERSE VOLTAGE	MAXIMUM FORWARD VOLTAGE			MAXIMUM REVERSE LEAKAGE CURRENT AT RATED VOLTAGE		MAXIMUM CAPACITANCE @ $V_R = 0$ VOLTS $f = 1.0$ MHz
	$V_{RWM}$	$V_F @ 20$ mA	$V_F @ 200$ mA	$V_F @ 630$ mA	$I_R @ +25^\circ\text{C}$	$I_R @ +100^\circ\text{C}$	$C_T$
	VOLTS	VOLTS	VOLTS	VOLTS	$\mu\text{A}$	mA	PICO FARADS
1N6675	20	0.37	0.50	0.70	5.0	0.6	50
1N6676	30	0.37	0.50	0.70	5.0	0.6	50
1N6677	40	0.37	0.50	0.70	5.0	0.6	50
DSB0.2A20	20	0.37	0.50	0.70	5.0	0.6	50
DSB0.2A30	30	0.37	0.50	0.70	5.0	0.6	50
DSB0.2A40	40	0.37	0.50	0.70	5.0	0.6	50

### MAXIMUM RATINGS - 0.5 AMP DEVICES

Operating Temperature: -65°C to +125°C  
Storage Temperature: -65°C to +150°C  
Average Rectified Forward Current: 0.5 AMP @ +75°C  
Derating: 6.67 mA / °C above +75°C

ELECTRICAL CHARACTERISTICS @ 25°C, unless otherwise specified.

CDI TYPE NUMBER	WORKING PEAK REVERSE VOLTAGE	MAXIMUM FORWARD VOLTAGE		MAXIMUM REVERSE LEAKAGE CURRENT AT RATED VOLTAGE		MAXIMUM CAPACITANCE @ $V_R = 0$ VOLTS $f = 1.0$ MHz
	$V_{RWM}$	$V_F @ 0.1A$	$V_F @ 0.5A$	$I_R @ +25^\circ\text{C}$	$I_R @ +100^\circ\text{C}$	$C_T$
	VOLTS	VOLTS	VOLTS	$\mu\text{A}$	mA	PICO FARADS
DSB0.5A20	20	0.50	0.65	10.0	1.0	60
DSB0.5A30	30	0.50	0.65	10.0	1.0	60
DSB0.5A40	40	0.50	0.65	10.0	1.0	60

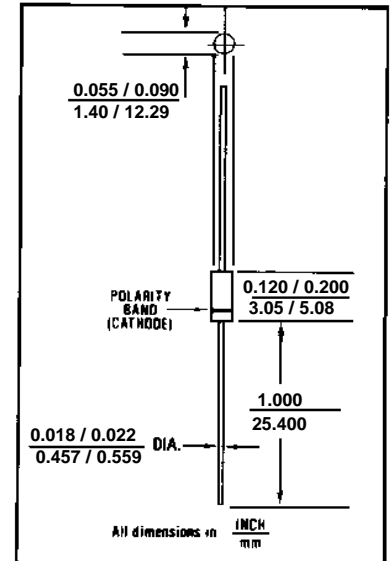


FIGURE 1

### DESIGN DATA

CASE: Hermetically sealed, DO-35

LEAD MATERIAL: Copper clad steel

LEAD FINISH: Tin / Lead

THERMAL RESISTANCE: ( $R_{\theta JC}$ ): 250 °C/W maximum at  $L = .375$  inch

THERMAL IMPEDANCE: ( $Z_{\theta JX}$ ): 20 °C/W maximum

POLARITY: Cathode end is banded.

MOUNTING POSITION: Any



**COMPENSATED DEVICES INCORPORATED**

22 COREY STREET, MELROSE, MASSACHUSETTS 02176

PHONE (781) 665-1071

FAX (781) 665-7379

WEBSITE: <http://www.cdi-diodes.com>

E-mail: [mail@cdi-diodes.com](mailto:mail@cdi-diodes.com)

# 1N6675 thru 1N6677 and DSB0.2A20 thru DSB0.2A40 and DSB0.5A20 thru DSB0.5A40

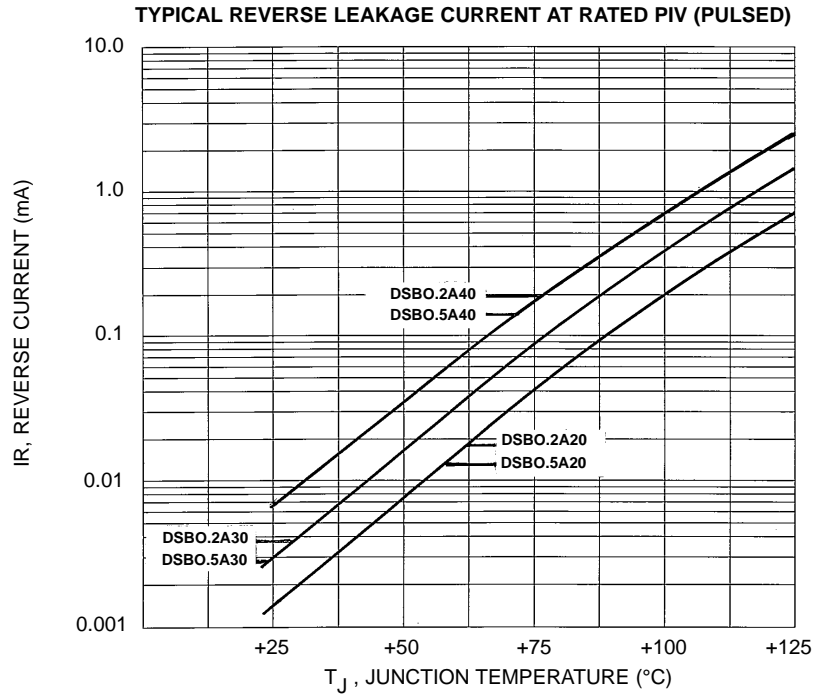


FIGURE 1

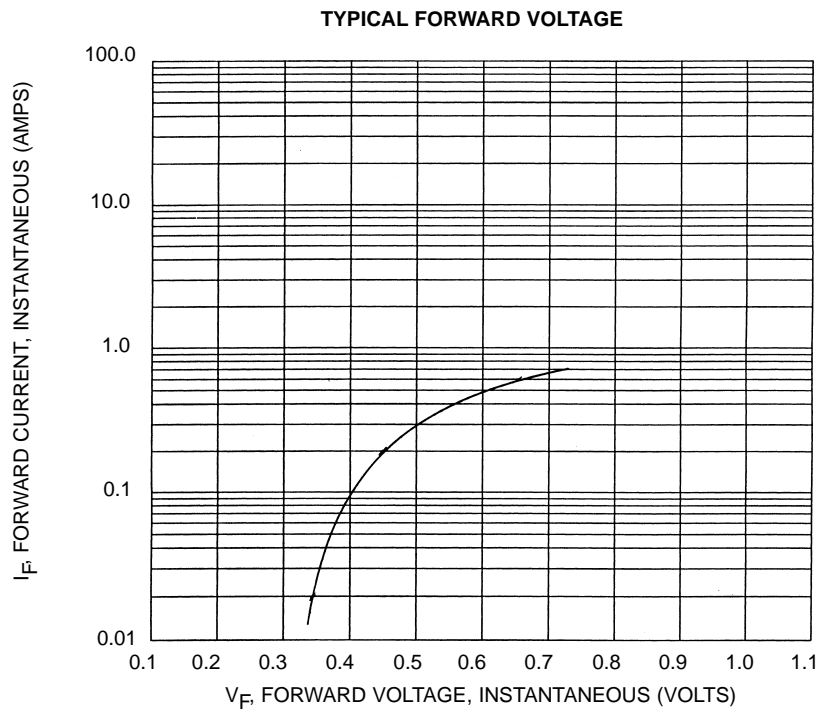


FIGURE 2