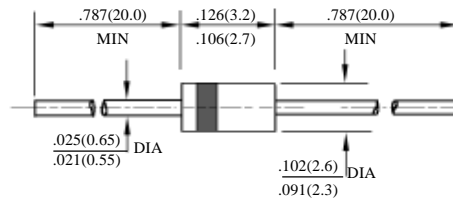


1A1-1A7

1A 普通二极管

1A GENERAL DIODES

型号 TYPE	最大反向 峰值电压 Maximum Peak Reverse Voltage	最大平均正向电流 Maximum Average Rectified Current @ Half-Wave Resistive Load 60Hz		最大正向浪涌电流 Maximum Forward Peak Surge Current @ 8.3ms Superimposed	最大反向漏电电流 Maximum Reverse Current @ PRV @ T _A =25°C	最大正向电压 Maximum Forward Voltage @ T _A =25°C		外型尺寸 Package Dimensions
	PRV V _{PK}	I _O @ T _L A _{AV}	°C	I _{FM} (Surge) A _{PK}	I _R μA _{dc}	I _{FM} A _{PK}	V _{FM} V _{PK}	
1A1	50	1.0	25	25	5.0	1.0	1.1	R-1
1A2	100							
1A3	200							
1A4	400							
1A5	600							
1A6	800							
1A7	1000							



R-1

1A1-1A7

R-1 封装 1A 普通二极管额定值与特性曲线

RATING & CHARACTERISTIC CURVES OF 1A GENERAL DIODES IN R-1 PACKAGE

FIG. 1 - TYPICAL FORWARD CURRENT DERATING CURVE

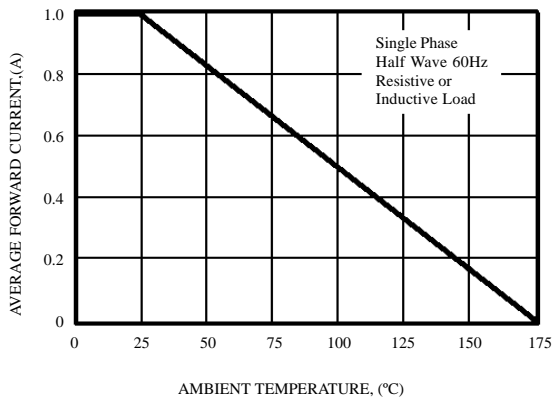


FIG. 2 - TYPICAL INSTANTANEOUS FORWARD CHARACTERISTICS

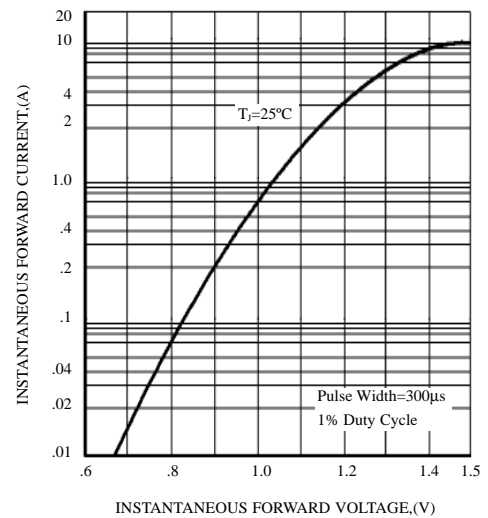


FIG. 3 - MAXIMUM NON-REPETITIVE FORWARD SURGE CURRENT

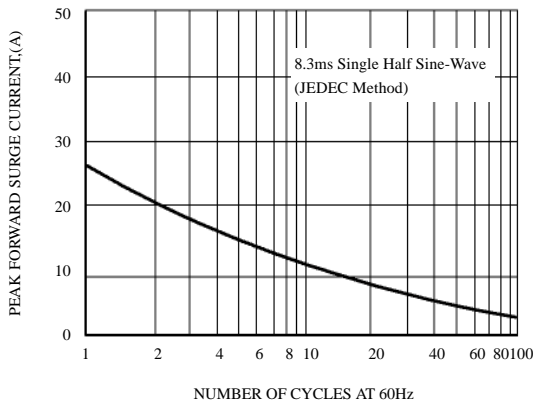


FIG. 4 - TYPICAL REVERSE CHARACTERISTICS

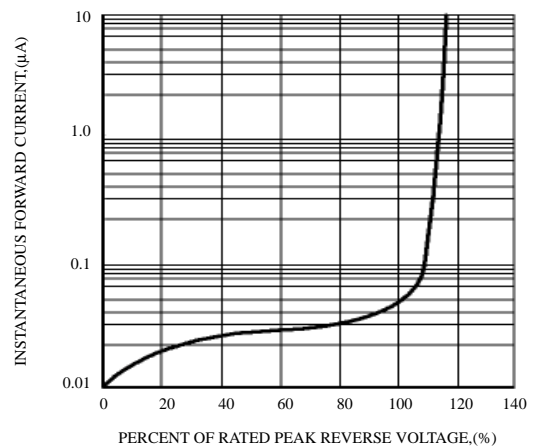


FIG. 5 - TYPICAL JUNCTION CAPACITANCE

