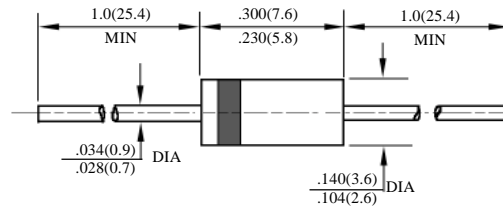


1N5391– 1N5399

1.5A 普通二极管
1.5A GENERAL DIODES

| 型号 TYPE | 最大反向 峰值电压 Maximum Peak Reverse Voltage | 最大平均正向电流 Maximum Average Rectified Current @ Half-Wave Resistive Load 60Hz | | 最大正向浪涌电流 Maximum Forward Peak Surge Current @ 8.3ms Superimposed | 最大反向漏电电流 Maximum Reverse Current @ PRV @ T _A =25°C | 最大正向电压 Maximum Forward Voltage @ T _A =25°C | | 外型尺寸 Package Dimensions |
|------------|----------------------------------------------------|----------------------------------------------------------------------------------------|----|------------------------------------------------------------------------------|---------------------------------------------------------------------------|-------------------------------------------------------------------|-----------------|-------------------------------|
| | PRV | I _O @ T _L | °C | I _{FM} (Surge) | I _R | I _{FM} | V _{FM} | |
| | V _{PK} | A _{AV} | | A _{PK} | μA _{dc} | A _{PK} | V _{PK} | |
| 1N5391 | 50 | 1.5 | 70 | 50 | 5.0 | 1.5 | 1.4 | DO-15 |
| 1N5392 | 100 | | | | | | | |
| 1N5393 | 200 | | | | | | | |
| 1N5394 | 300 | | | | | | | |
| 1N5395 | 400 | | | | | | | |
| 1N5396 | 500 | | | | | | | |
| 1N5397 | 600 | | | | | | | |
| 1N5398 | 800 | | | | | | | |
| 1N5399 | 1000 | | | | | | | |



DO – 15

1N5391-1N5399

DO-15 封装 1.5A 普通二极管额定值与特性曲线

RATING & CHARACTERISTIC CURVES OF 1.5A GENERAL DIODES OF DO-15 PACKAGE

FIG. 1 - TYPICAL FORWARD CURRENT DERATING CURVE

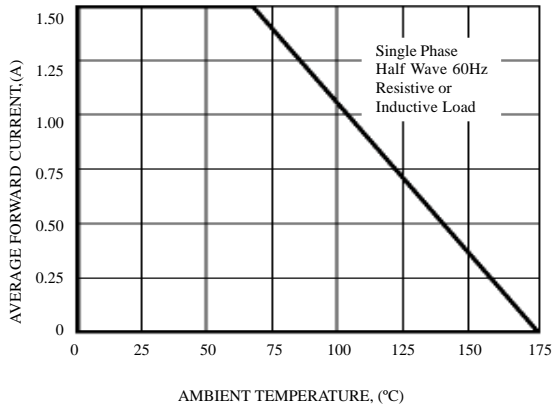


FIG. 2 - TYPICAL INSTANTANEOUS FORWARD CHARACTERISTICS

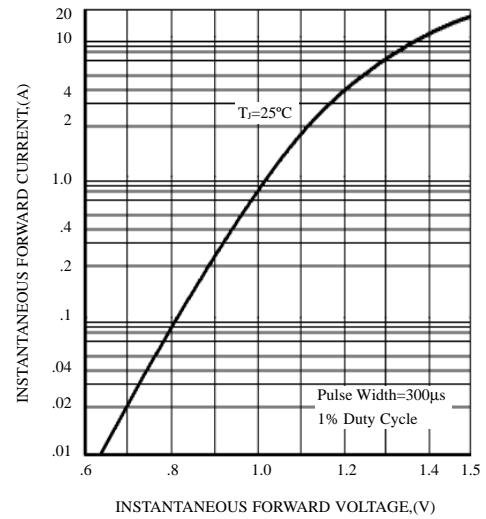


FIG. 3 - MAXIMUM NON-REPETITIVE FORWARD SURGE CURRENT

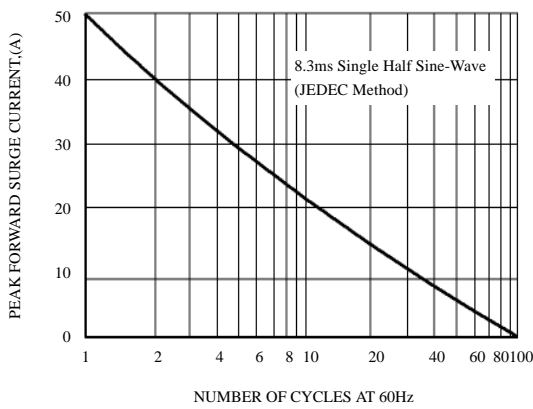


FIG. 4 - TYPICAL REVERSE CHARACTERISTICS

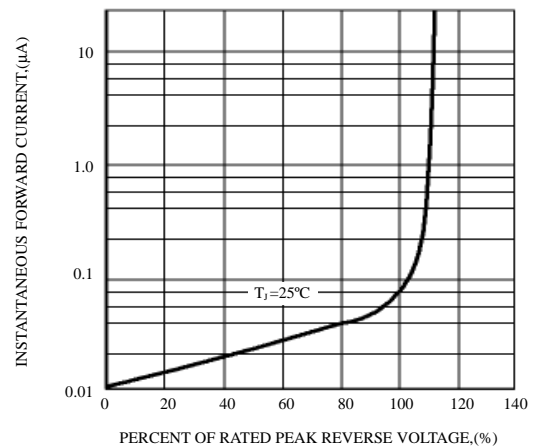


FIG. 5 - TYPICAL JUNCTION CAPACITANCE

