

SANYO	No.2798A	<h1 style="margin: 0;">2SA1688</h1> <p style="margin: 0;">PNP Epitaxial Planar Silicon Transistor</p> <h2 style="margin: 0;">High-Frequency General-Purpose Amp Applications</h2>
--------------	----------	---

Applications

- Ideally suited for use in FM RF amplifiers, mixers, oscillators, converters, and IF amplifiers.

Features

- High power gain : PG = 22dB typ (f = 100MHz).
- Very small-sized package permitting 2SA1688-applied sets to be made small and slim.

Absolute Maximum Ratings at Ta = 25°C

			unit
Collector-to-Base Voltage	V _{CB0}	-30	V
Collector-to-Emitter Voltage	V _{CEO}	-20	V
Emitter-to-Base Voltage	V _{EBO}	-5	V
Collector Current	I _C	-30	mA
Collector Dissipation	P _C	150	W
Junction Temperature	T _j	150	°C
Storage Temperature	T _{stg}	-55 to +150	°C

Electrical Characteristics at Ta = 25°C

			min	typ	max	unit
Collector Cutoff Current	I _{CB0}	V _{CB} = -10V, I _E = 0			-0.1	μA
Emitter Cutoff Current	I _{EBO}	V _{EB} = -4V, I _C = 0			-0.1	μA
DC Current Gain	h _{FE}	V _{CE} = -6V, I _C = -1mA	60※		270※	
Gain-Bandwidth Product	f _T	V _{CE} = -6V, I _C = -1mA	150	230		MHz
Reverse Transfer Capacitance	C _{re}	V _{CB} = -6V, f = 1MHz		1.1	1.7	pF
Base-to-Collector Time Constant	r _{bb} 'C _c	V _{CE} = -6V, I _C = -1mA, f = 31.9MHz		11	20	ps
Voltage Gain	PG	See specified Test Circuit. V _{CE} = -6V, I _C = -1mA, f = 100MHz		22		dB
Noise Figure	NF			2.5		dB

※ : The 2SA1688 is classified by 1mA h_{FE} as follows :

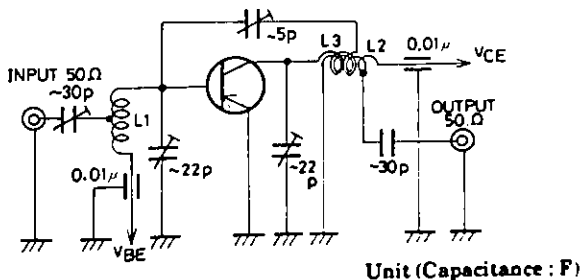
60	3	120	90	4	180	135	5	270
----	---	-----	----	---	-----	-----	---	-----

Note) Marking : E

h_{FE} rank : 3, 4, 5

For CP package version, use the 2SA1256.

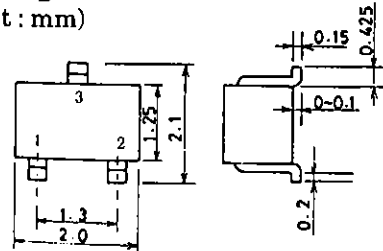
NF, PG Test Circuit



- L1 : 1mmϕ plated wire 10mm 5T, tap : 2T from V_{BE} side
- L2 : 1mmϕ plated wire 10mm 7T, tap : 1T from V_{CE} side
- L3 : 1mmϕ enamel wire 10mm 3T

Package Dimensions 2059A

(unit : mm)



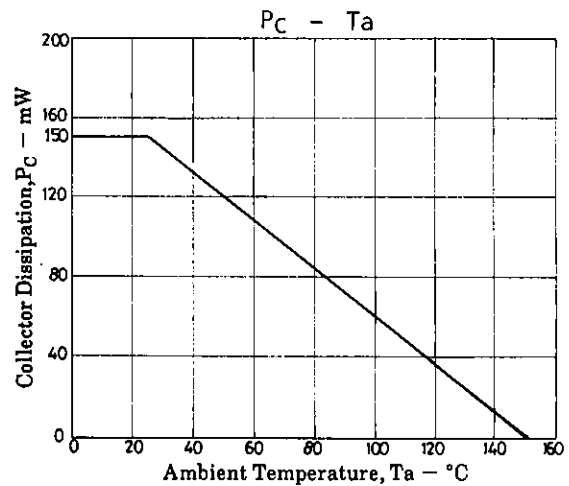
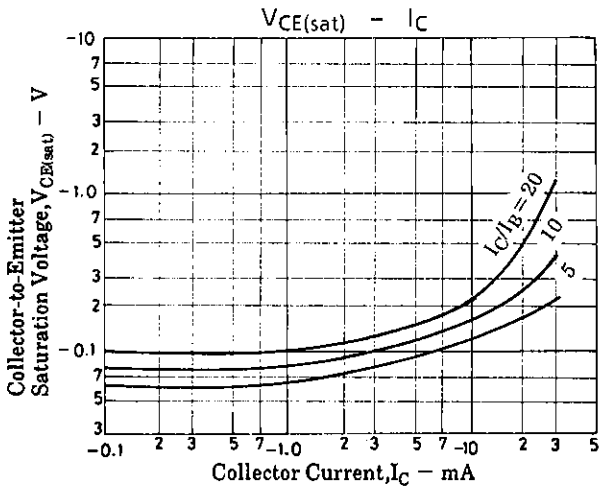
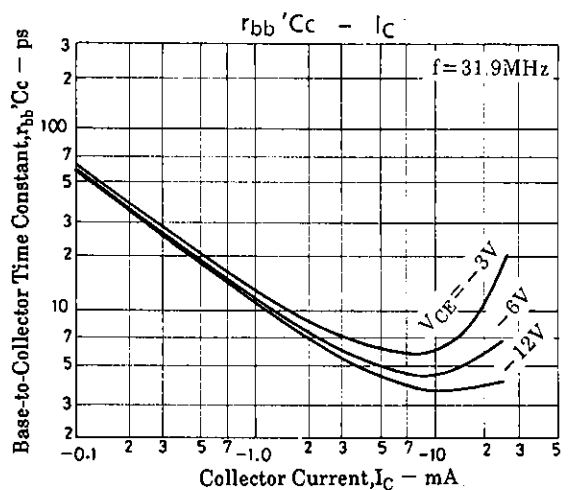
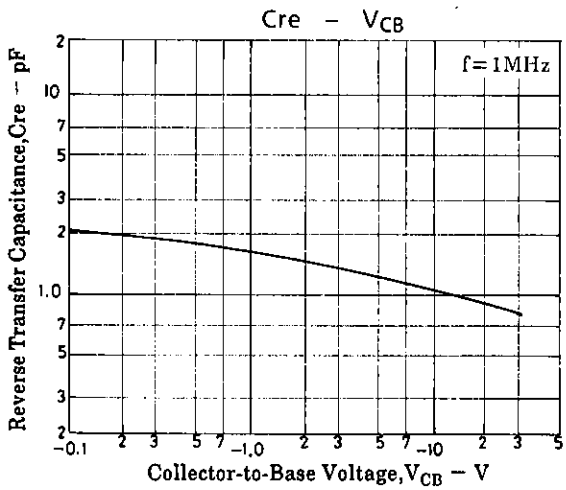
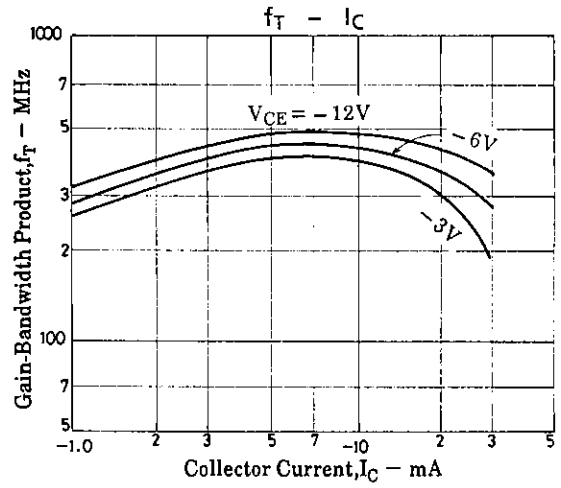
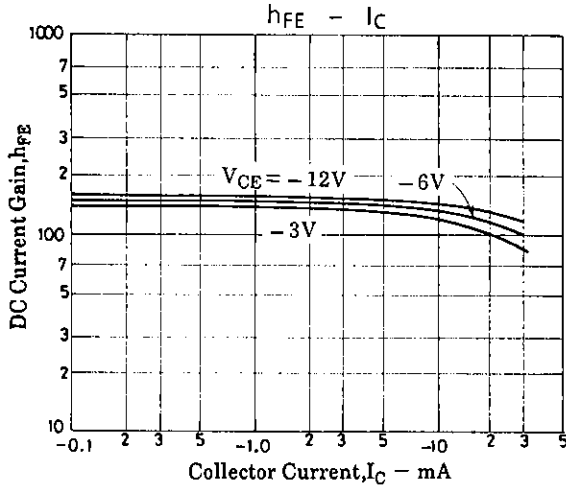
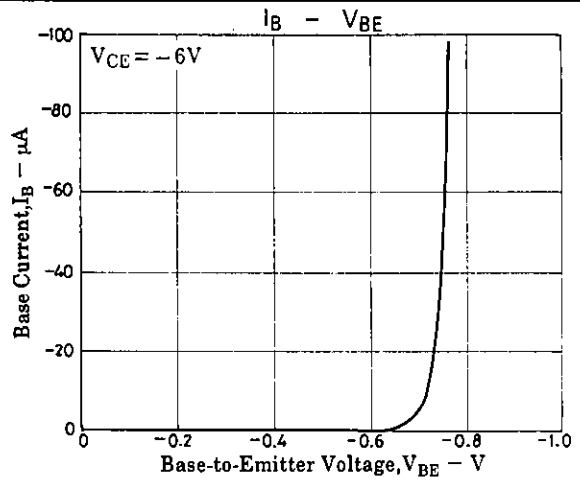
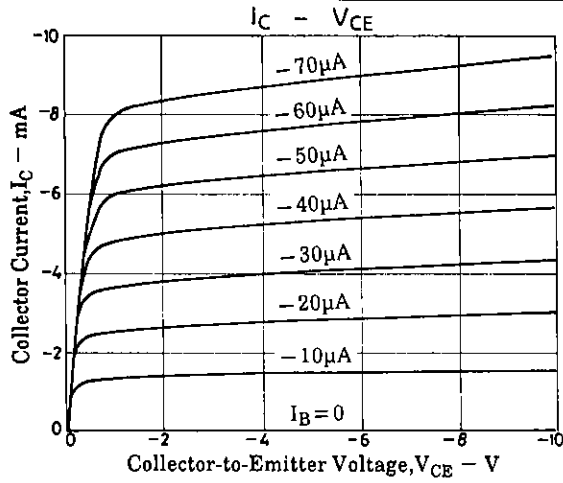
- 1: Base
- 2: Emitter
- 3: Collector

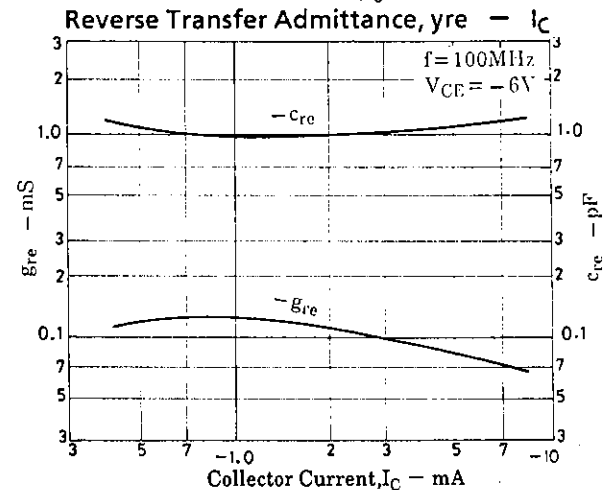
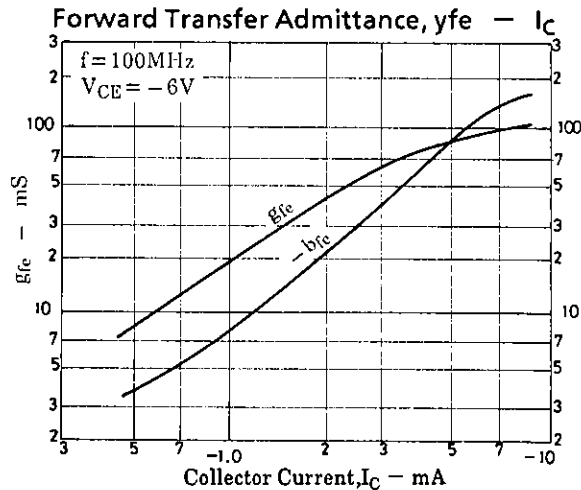
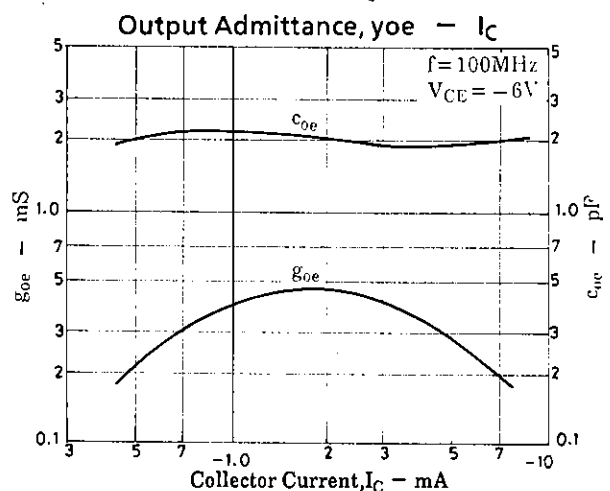
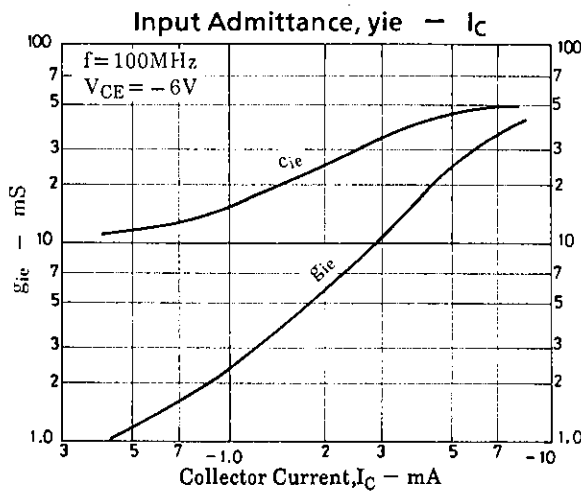
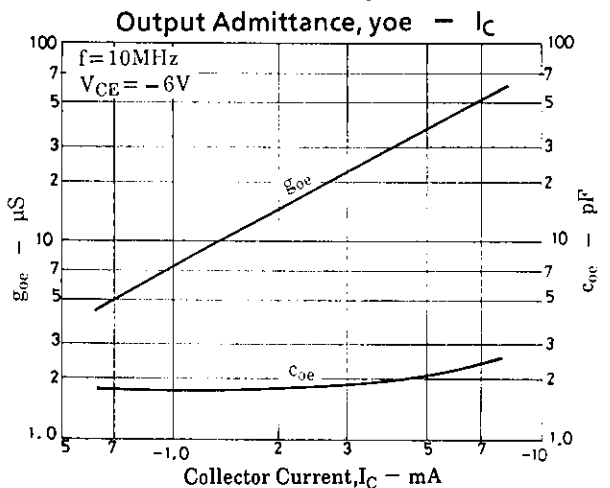
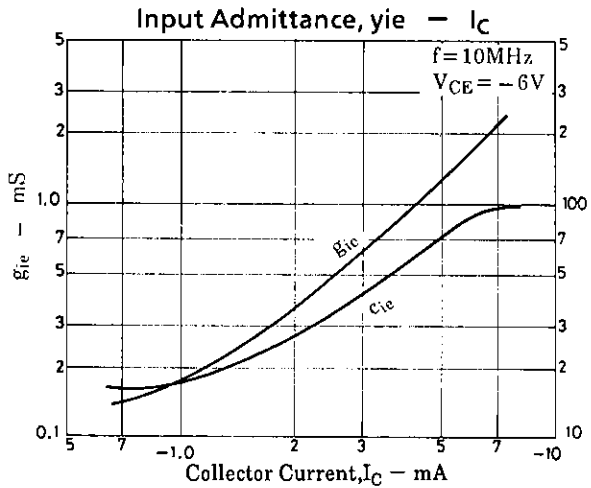
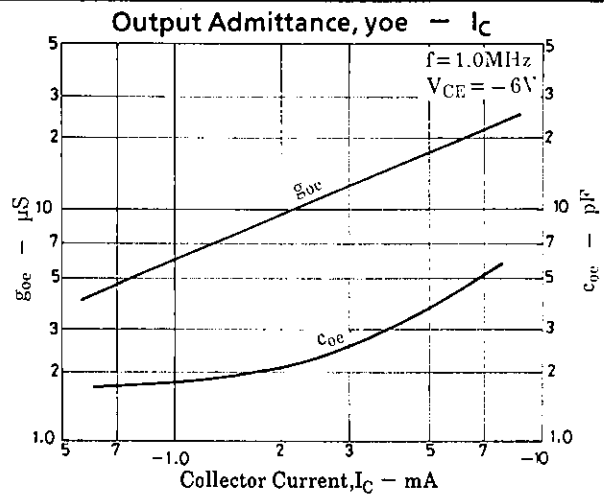
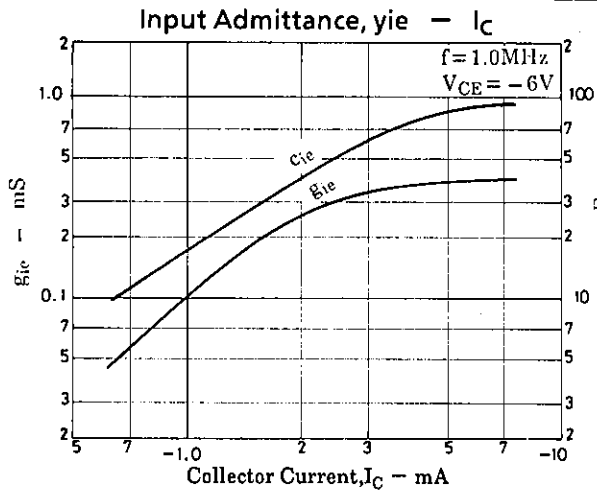
SANYO : MCP

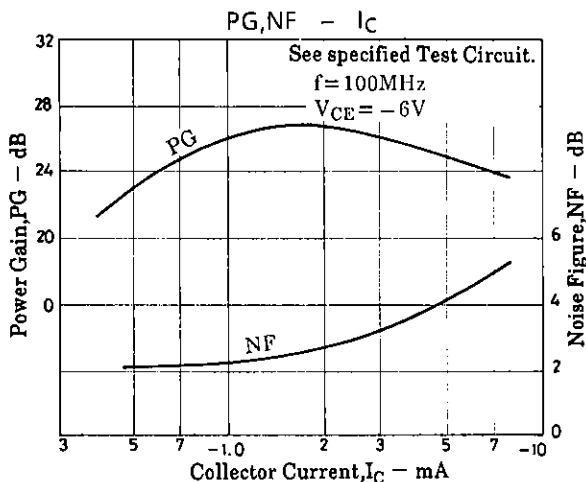
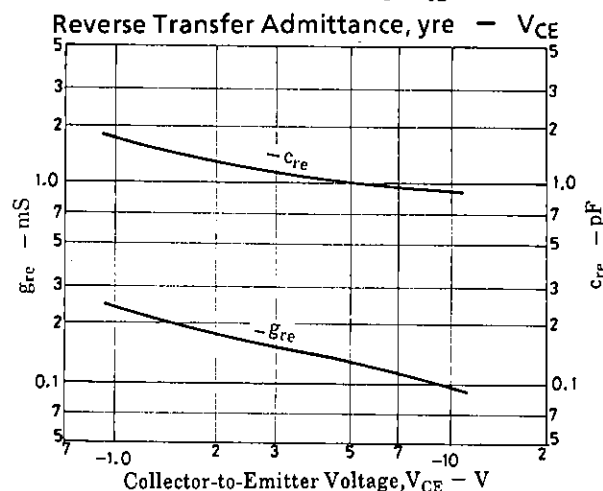
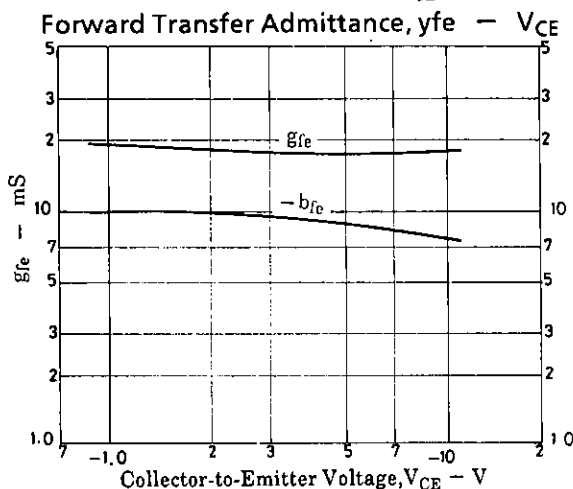
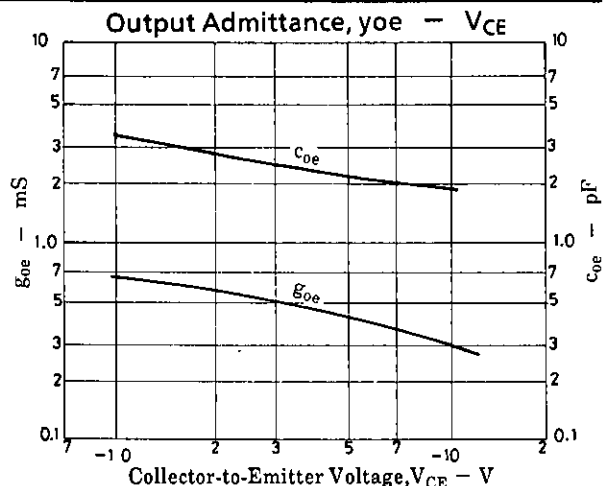
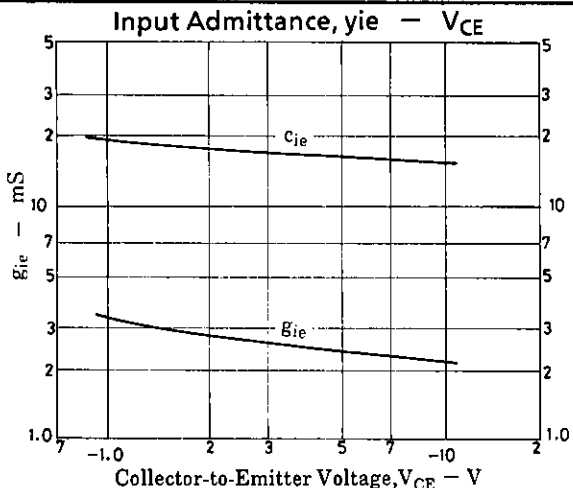
SANYO Electric Co., Ltd. Semiconductor Business Headquarters
TOKYO OFFICE Tokyo Bldg. 1-10-1 Chome, Ueno, Taito ku, TOKYO, 110 JAPAN

40196TS (KOTO) 8-4120/N248MO, TS No.2798-1/4

2SA1688







■ No products described or contained herein are intended for use in surgical implants, life-support systems, aerospace equipment, nuclear power control systems, vehicles, disaster/crime-prevention equipment and the like, the failure of which may directly or indirectly cause injury, death or property loss.

■ Anyone purchasing any products described or contained herein for an above-mentioned use shall:

- ① Accept full responsibility and indemnify and defend SANYO ELECTRIC CO., LTD., its affiliates, subsidiaries and distributors and all their officers and employees, jointly and severally, against any and all claims and litigation and all damages, cost and expenses associated with such use;
- ② Not impose any responsibility for any fault or negligence which may be cited in any such claim or litigation on SANYO ELECTRIC CO., LTD., its affiliates, subsidiaries and distributors or any of their officers and employees jointly or severally.

■ Information (including circuit diagrams and circuit parameters) herein is for example only; it is not guaranteed for volume production. SANYO believes information herein is accurate and reliable, but no guarantees are made or implied regarding its use or any infringements of intellectual property rights or other rights of third parties.

This catalog provides information as of April, 1996. Specifications and information herein are subject to change without notice.