

2SA1674

Silicon PNP epitaxial planer type

For low-frequency output amplification

Complementary to 2SC4391

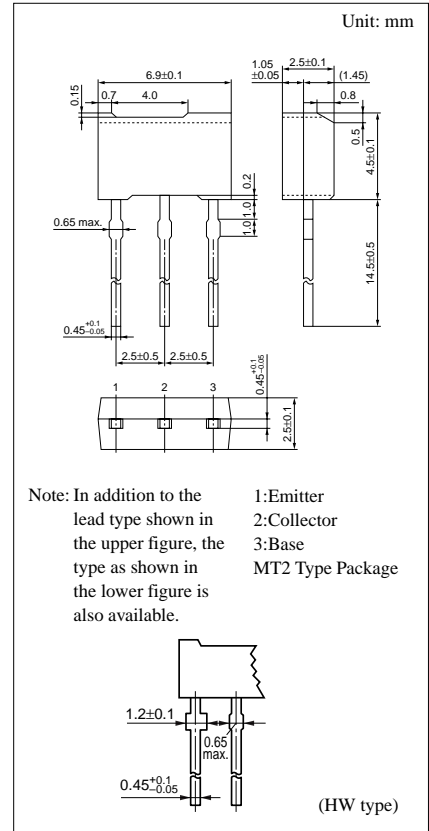
■ Features

- Low collector to emitter saturation voltage $V_{CE(sat)}$.
- High collector to emitter voltage V_{CEO} .
- Allowing supply with the radial taping.

■ Absolute Maximum Ratings (Ta=25°C)

Parameter	Symbol	Ratings	Unit
Collector to base voltage	V_{CBO}	-80	V
Collector to emitter voltage	V_{CEO}	-80	V
Emitter to base voltage	V_{EBO}	-5	V
Peak collector current	I_{CP}	-1.5	A
Collector current	I_C	-1	A
Collector power dissipation (Tc=25°C)	P_C^*	1	W
Junction temperature	T_j	150	°C
Storage temperature	T_{stg}	-55 ~ +150	°C

* Printed circuit board: Copper foil area of 1cm² or more, and the board thickness of 1.7mm for the collector portion



■ Electrical Characteristics (Ta=25°C)

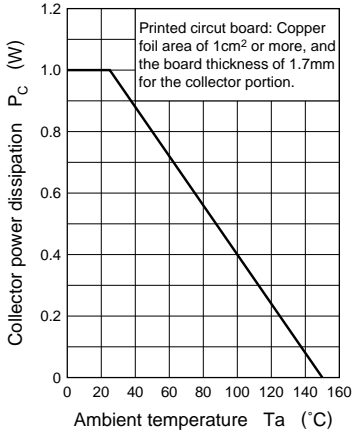
Parameter	Symbol	Conditions	min	typ	max	Unit
Collector cutoff current	I_{CBO}	$V_{CB} = -40V, I_E = 0$			- 0.1	μA
Collector to base voltage	V_{CBO}	$I_C = -10\mu A, I_E = 0$	-80			V
Collector to emitter voltage	V_{CEO}	$I_C = -1mA, I_B = 0$	-80			V
Emitter to base voltage	V_{EBO}	$I_E = -10\mu A, I_C = 0$	-5			V
Forward current transfer ratio	h_{FE1}^{*1}	$V_{CE} = -2V, I_C = -100mA$	120		340	
	h_{FE2}	$V_{CE} = -2V, I_C = -500mA^{*2}$	60			
Collector to emitter saturation voltage	$V_{CE(sat)}$	$I_C = -500mA, I_B = -50mA^{*2}$		- 0.2	- 0.3	V
Base to emitter saturation voltage	$V_{BE(sat)}$	$I_C = -500mA, I_B = -50mA^{*2}$		- 0.85	- 1.2	V
Transition frequency	f_T	$V_{CB} = -10V, I_E = 50mA, f = 200MHz$		120		MHz
Collector output capacitance	C_{ob}	$V_{CB} = -10V, I_E = 0, f = 1MHz$		15	30	pF

*2 Pulse measurement

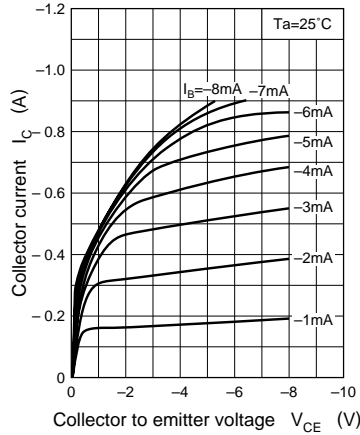
*1 h_{FE1} Rank classification

Rank	R	S
h_{FE1}	120 ~ 240	170 ~ 340

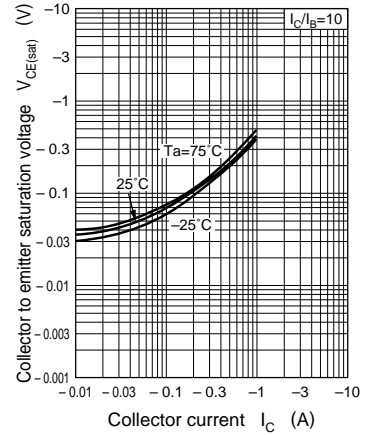
$P_C - T_a$



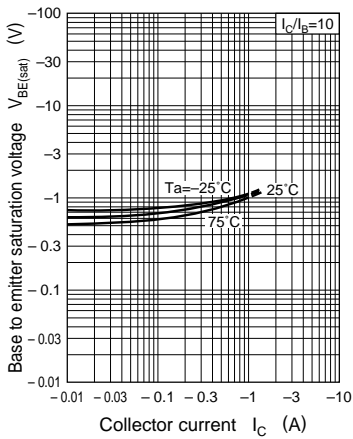
$I_C - V_{CE}$



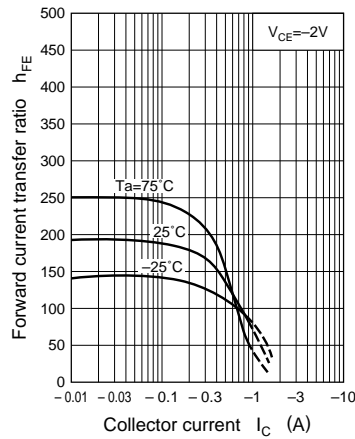
$V_{CE(sat)} - I_C$



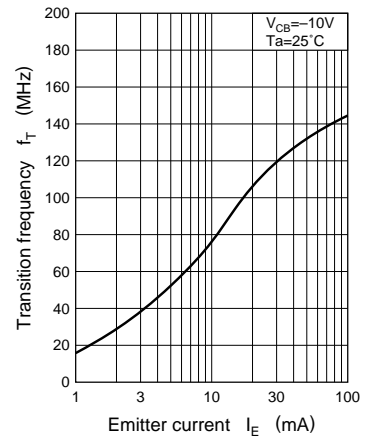
$V_{BE(sat)} - I_C$



$h_{FE} - I_C$



$f_T - I_E$



$C_{ob} - V_{CB}$

